

Step 1: Student Preparation

- Listen
- Read
- Play

1:39 ← SET ↑ ⋮

30 terms | STORYLABSLanguage VERIFIED

INTRODUCE VOCABULARY

- La Chica Quiere Chocolate Caliente*

LEARN **FLASHCARDS**

WRITE **MATCH** **TEST**


TERMS Original

se levanta	stands up
anda	walks

Step 2: Classroom Conversation



- Yes / No Questions
 - Do you drink juice?
- Or Questions
 - Do you drink juice or water?
- Short Answer Questions
 - What do you drink?
- Personalized Questions
 - Ex: What kind of juice do you like?



The orange does not see his mom. The orange yells, "Oh, no!" The orange says, "Possibly my mom is in the glass."


True

False

Step 3: Tell the Story

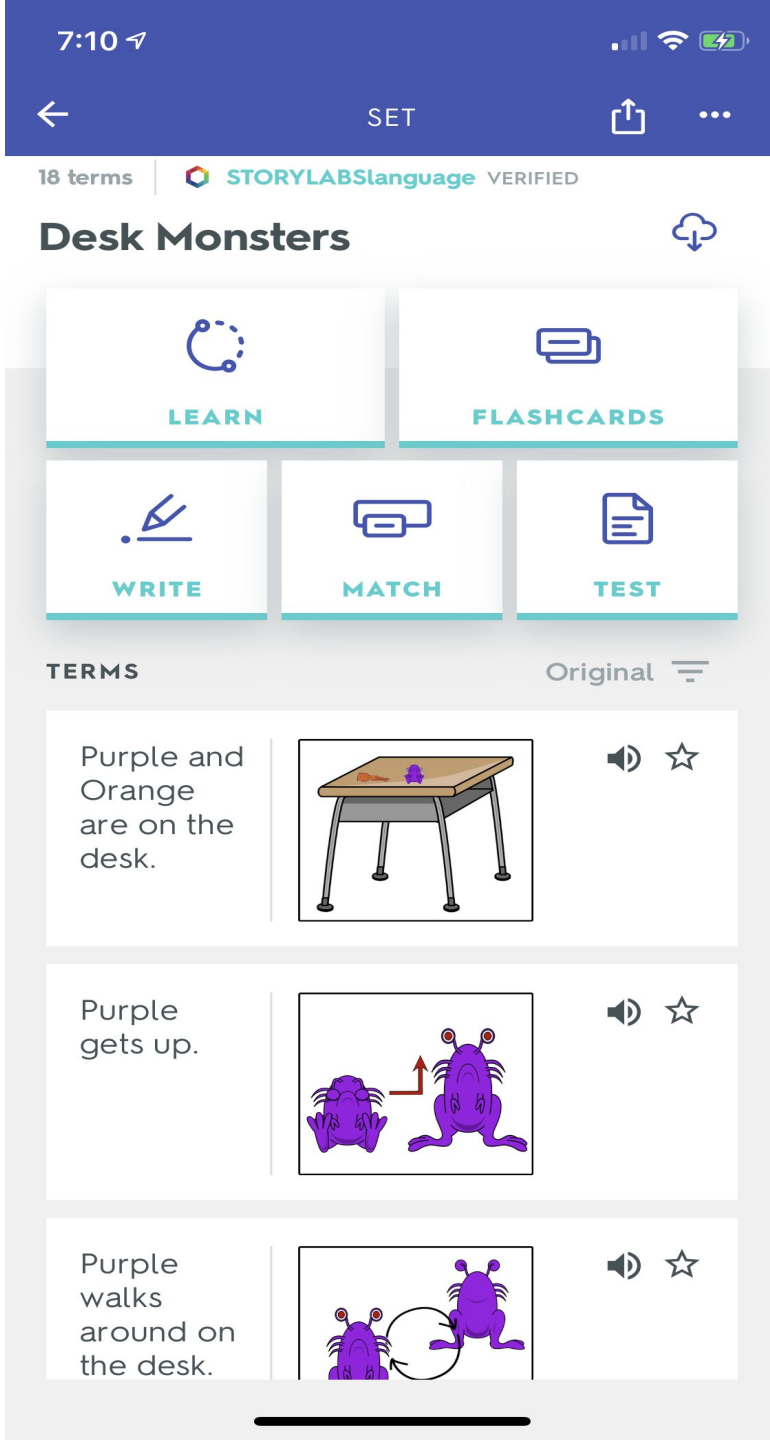
- Project visuals
- Ask comprehension questions as you go
- “It’s not easy to learn new words from word lists, where there is no meaningful context. But new words are learned with remarkable facility, especially in stories, when you are reading something that makes sense to you.”

—Frank Smith (2007). *Reading FAQ*, p. 40



Step 4: Involve the students

- Invite students to act out the stories with pieces of paper at their desk (orange and purple story example).
- Students may also act stories out in pairs simultaneously or in front of the room.



Step 5: Read the story


- Flip the flashcards to read just the text.
- Turn the Audio on or off.
- Picking up word meanings by reading is 10 times faster than intensive vocabulary instruction.
—Stephen Krashen

7:12 ↗


← SET ↗

TERMS Original


Nikki looks at her hot chocolate and does not smile.




Nikki looks at the class. Nikki looks at a boy. The boy's name is Beck.



The boy has a Starbucks hot chocolate.



Nikki gets up and walks to Beck's desk.



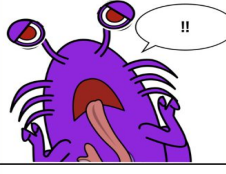
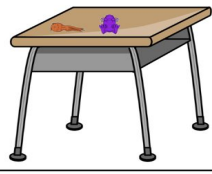

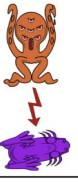
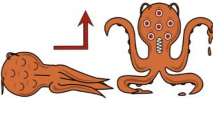
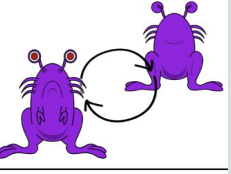
Study this set

Step 6: Play games

- Compete with time rankings on Match as a class or independently.
- Play Quizlet Live
- More games available on desktop.


7:09 7:09 7:09

3.6 SECONDS

Purple laughs at Orange.	Orange jumps on Purple.	
Orange stands up too.		Purple and Orange are on the desk.
Purple walks around on the desk.		
		Purple yells at him "No, no, please, no!"

Step 7: Homework

- Learn feature is synced with individual performance.
- Keeps students engaged with reading.



She looks for school supplies.

She looks for the folders.

She has long black hair.

He has blue eyes and blond hair.

Step 8: Assess

- Students can test themselves.
- Teachers can easily print and customize tests.
- Use them as a quick review at the beginning of the next class period.

